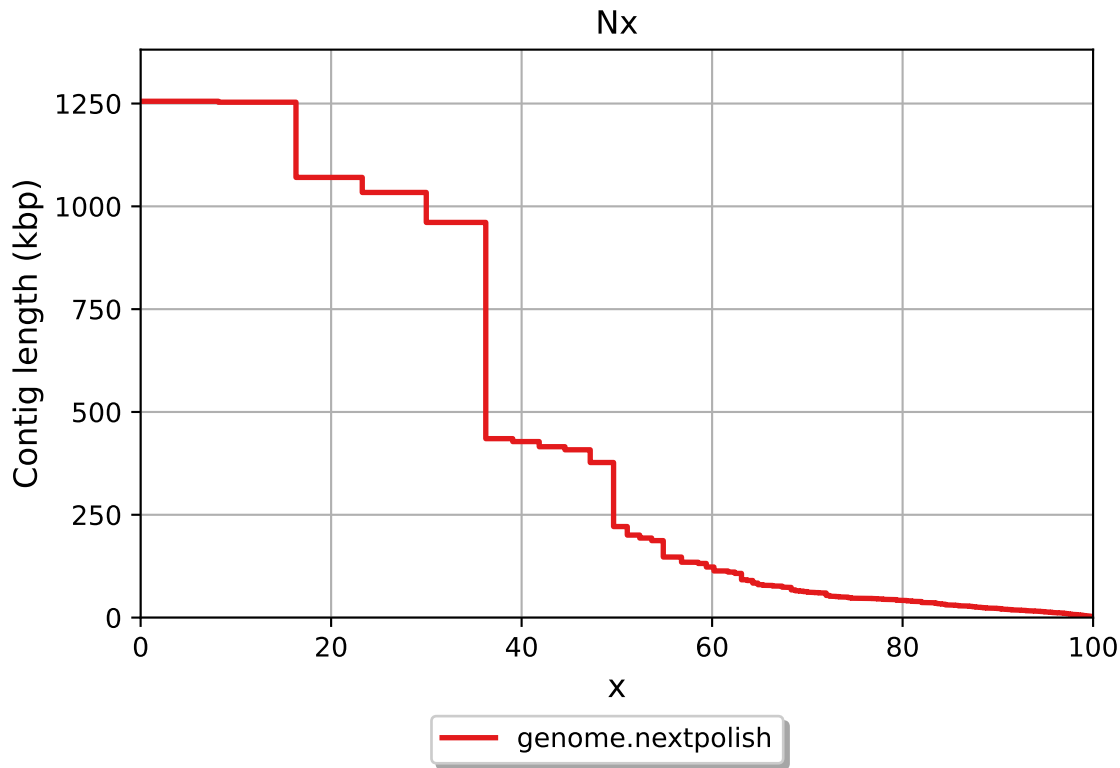


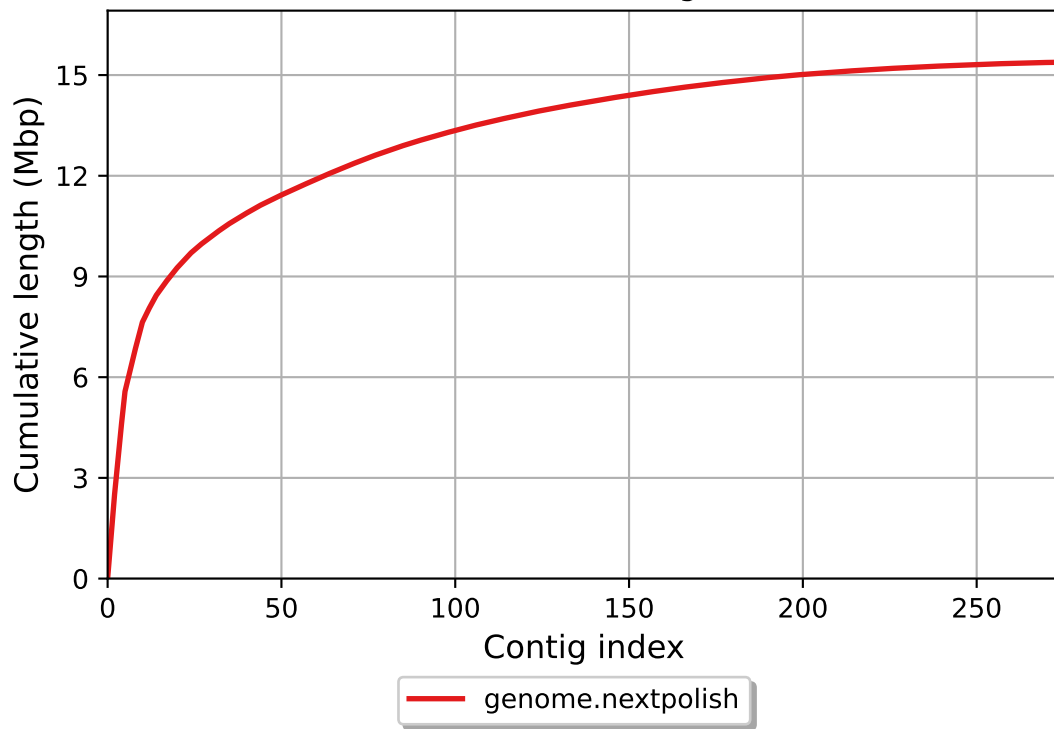
Report

| | genome.nextpolish |
|----------------------------|-------------------|
| # contigs (>= 0 bp) | 274 |
| # contigs (>= 1000 bp) | 273 |
| # contigs (>= 5000 bp) | 234 |
| # contigs (>= 10000 bp) | 192 |
| # contigs (>= 25000 bp) | 107 |
| # contigs (>= 50000 bp) | 48 |
| Total length (>= 0 bp) | 15381141 |
| Total length (>= 1000 bp) | 15380616 |
| Total length (>= 5000 bp) | 15243146 |
| Total length (>= 10000 bp) | 14944779 |
| Total length (>= 25000 bp) | 13536580 |
| Total length (>= 50000 bp) | 11328377 |
| # contigs | 274 |
| Largest contig | 1255518 |
| Total length | 15381141 |
| GC (%) | 43.93 |
| N50 | 221381 |
| N90 | 21897 |
| auN | 499885.8 |
| L50 | 11 |
| L90 | 121 |
| # N's per 100 kbp | 0.00 |
| Complete BUSCO (%) | 0.00 |
| Partial BUSCO (%) | 0.00 |
| # predicted rRNA genes | 46 + 1 part |

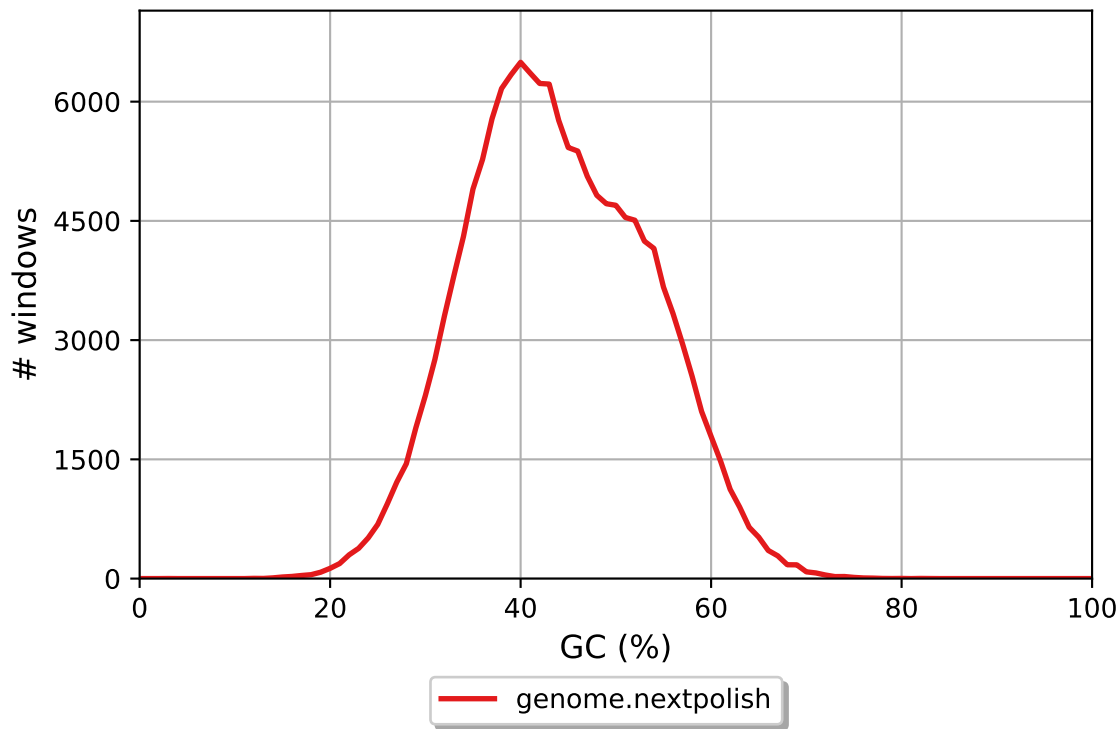
All statistics are based on contigs of size >= 500 bp, unless otherwise noted (e.g., "# contigs (>= 0 bp)" and "Total length (>= 0 bp)" include all contigs).



Cumulative length



GC content



genome.nextpolish GC content

