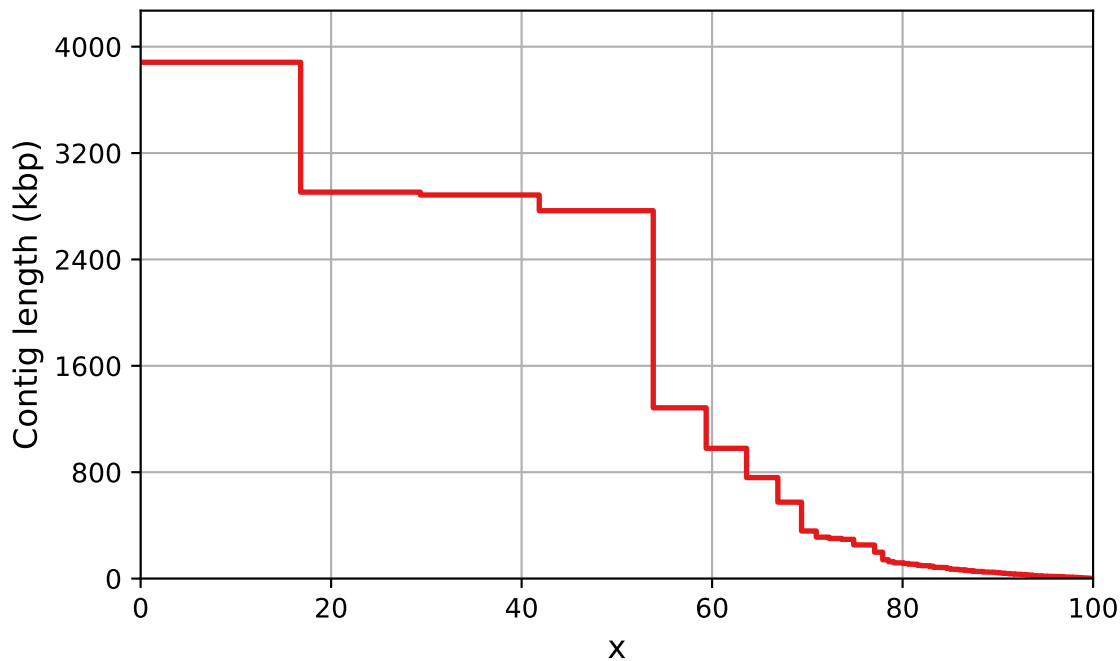


Report

| | genome.nextpolish |
|----------------------------|-------------------|
| # contigs (>= 0 bp) | 257 |
| # contigs (>= 1000 bp) | 240 |
| # contigs (>= 5000 bp) | 183 |
| # contigs (>= 10000 bp) | 139 |
| # contigs (>= 25000 bp) | 76 |
| # contigs (>= 50000 bp) | 44 |
| Total length (>= 0 bp) | 23114095 |
| Total length (>= 1000 bp) | 23101274 |
| Total length (>= 5000 bp) | 22940624 |
| Total length (>= 10000 bp) | 22617271 |
| Total length (>= 25000 bp) | 21630062 |
| Total length (>= 50000 bp) | 20440981 |
| # contigs | 256 |
| Largest contig | 3882747 |
| Total length | 23113670 |
| GC (%) | 44.18 |
| N50 | 2766525 |
| N90 | 45044 |
| auN | 1897993.8 |
| L50 | 4 |
| L90 | 52 |
| # N's per 100 kbp | 0.00 |
| Complete BUSCO (%) | 0.00 |
| Partial BUSCO (%) | 0.00 |
| # predicted rRNA genes | 89 + 8 part |

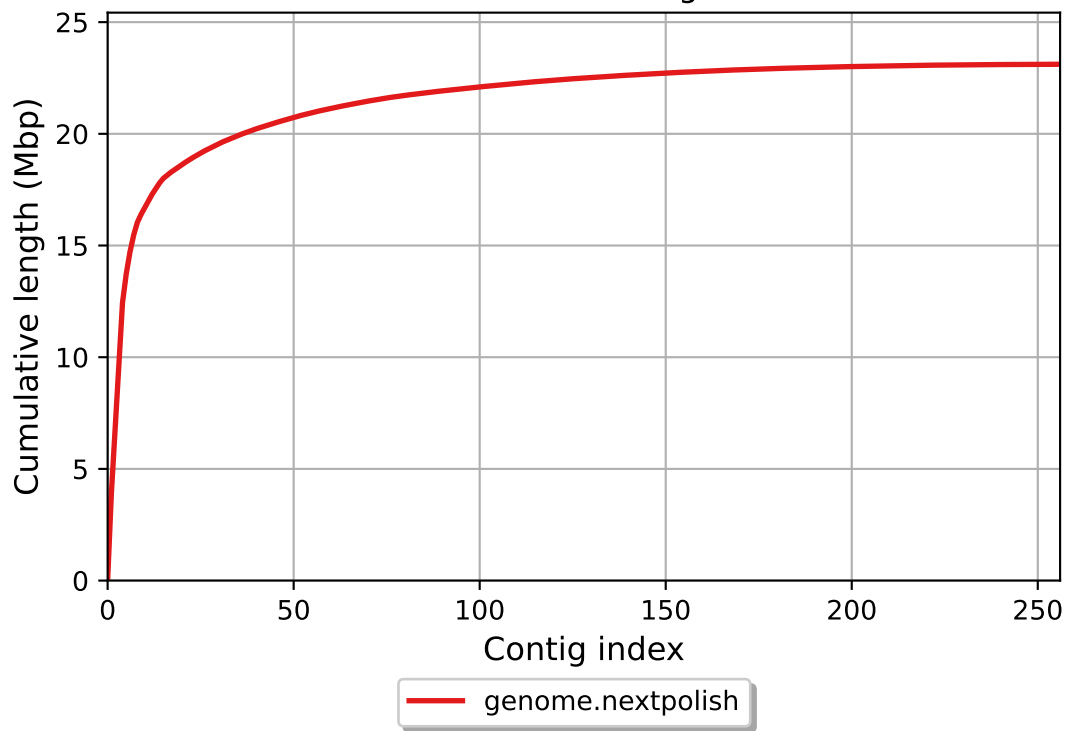
All statistics are based on contigs of size >= 500 bp, unless otherwise noted (e.g., "# contigs (>= 0 bp)" and "Total length (>= 0 bp)" include all contigs).

Nx

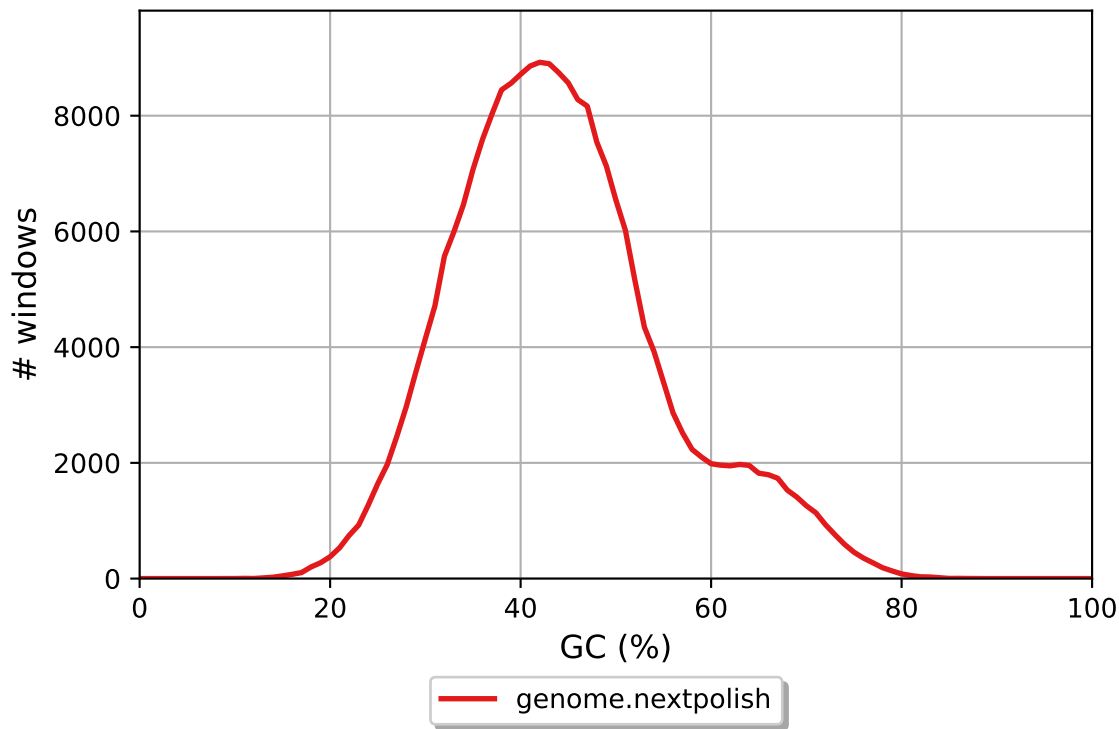


— genome.nextpolish

Cumulative length



GC content



genome.nextpolish GC content

