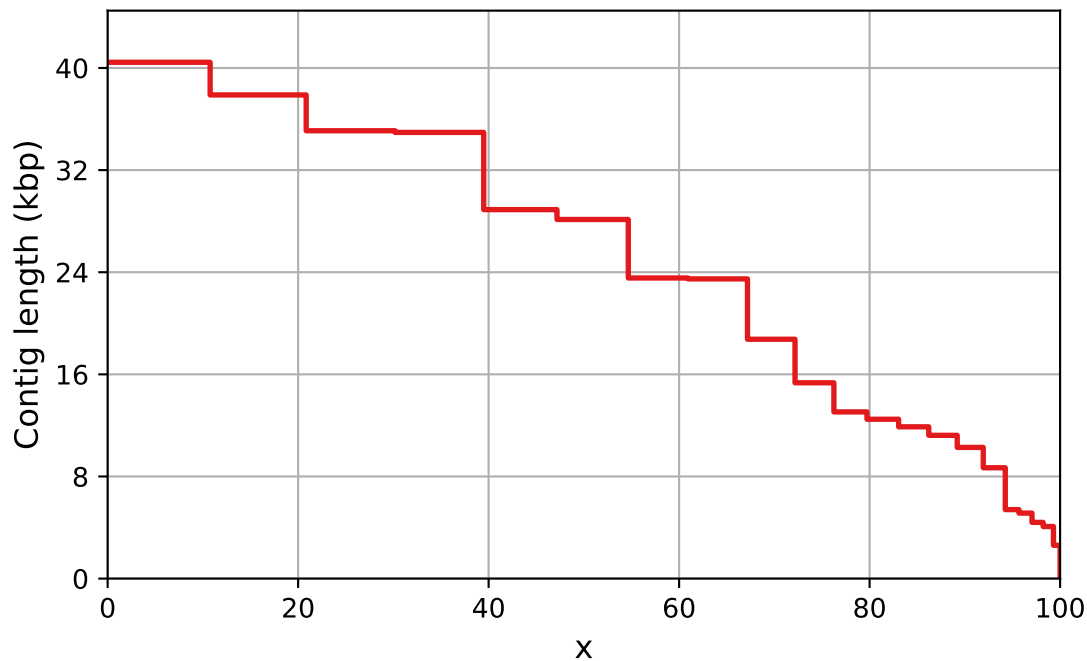


Report

| | genome.nextpolish |
|----------------------------|-------------------|
| # contigs (>= 0 bp) | 21 |
| # contigs (>= 1000 bp) | 21 |
| # contigs (>= 5000 bp) | 18 |
| # contigs (>= 10000 bp) | 15 |
| # contigs (>= 25000 bp) | 6 |
| # contigs (>= 50000 bp) | 0 |
| Total length (>= 0 bp) | 375759 |
| Total length (>= 1000 bp) | 375759 |
| Total length (>= 5000 bp) | 364668 |
| Total length (>= 10000 bp) | 345451 |
| Total length (>= 25000 bp) | 205407 |
| Total length (>= 50000 bp) | 0 |
| # contigs | 21 |
| Largest contig | 40447 |
| Total length | 375759 |
| GC (%) | 50.25 |
| N50 | 28132 |
| N90 | 10277 |
| auN | 25858.0 |
| L50 | 6 |
| L90 | 15 |
| # N's per 100 kbp | 0.00 |
| Complete BUSCO (%) | 0.00 |
| Partial BUSCO (%) | 0.00 |
| # predicted rRNA genes | 2 + 0 part |

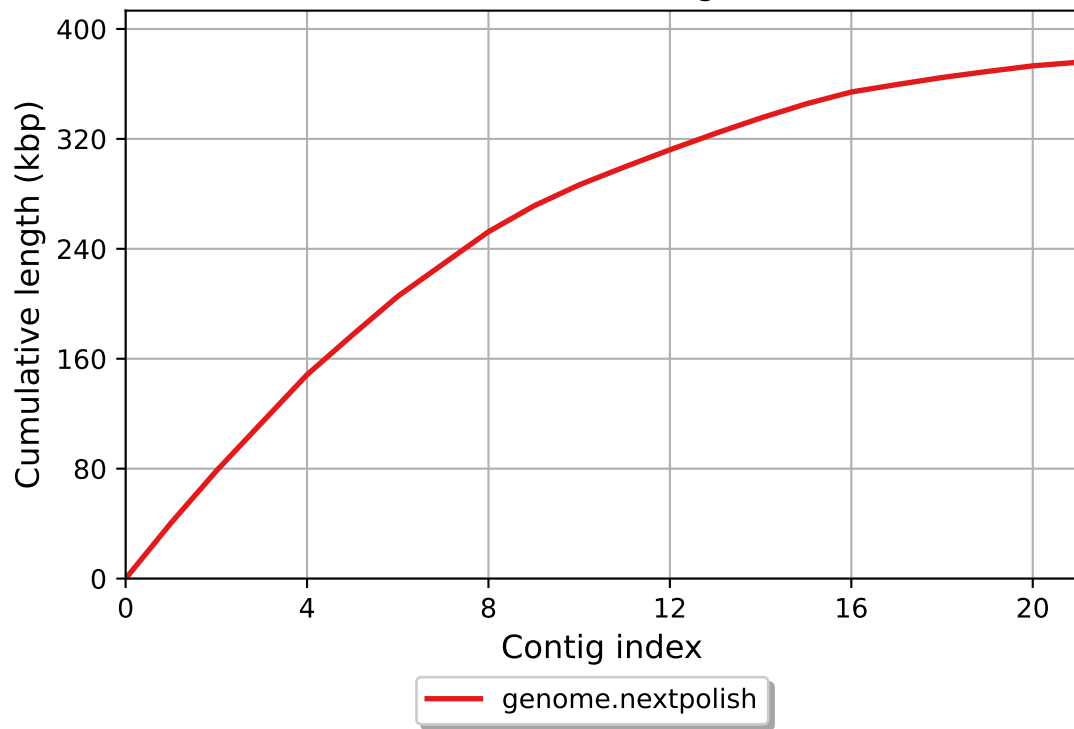
All statistics are based on contigs of size >= 500 bp, unless otherwise noted (e.g., "# contigs (>= 0 bp)" and "Total length (>= 0 bp)" include all contigs).

Nx

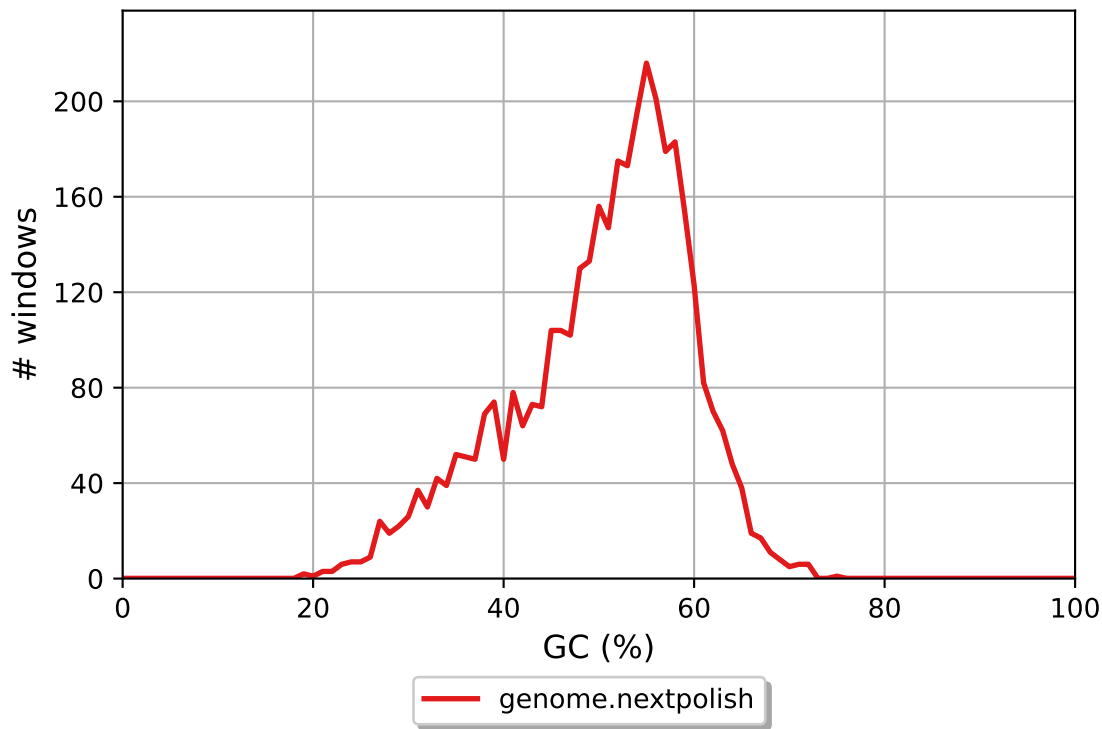


— genome.nextpolish

Cumulative length



GC content



genome.nextpolish GC content

