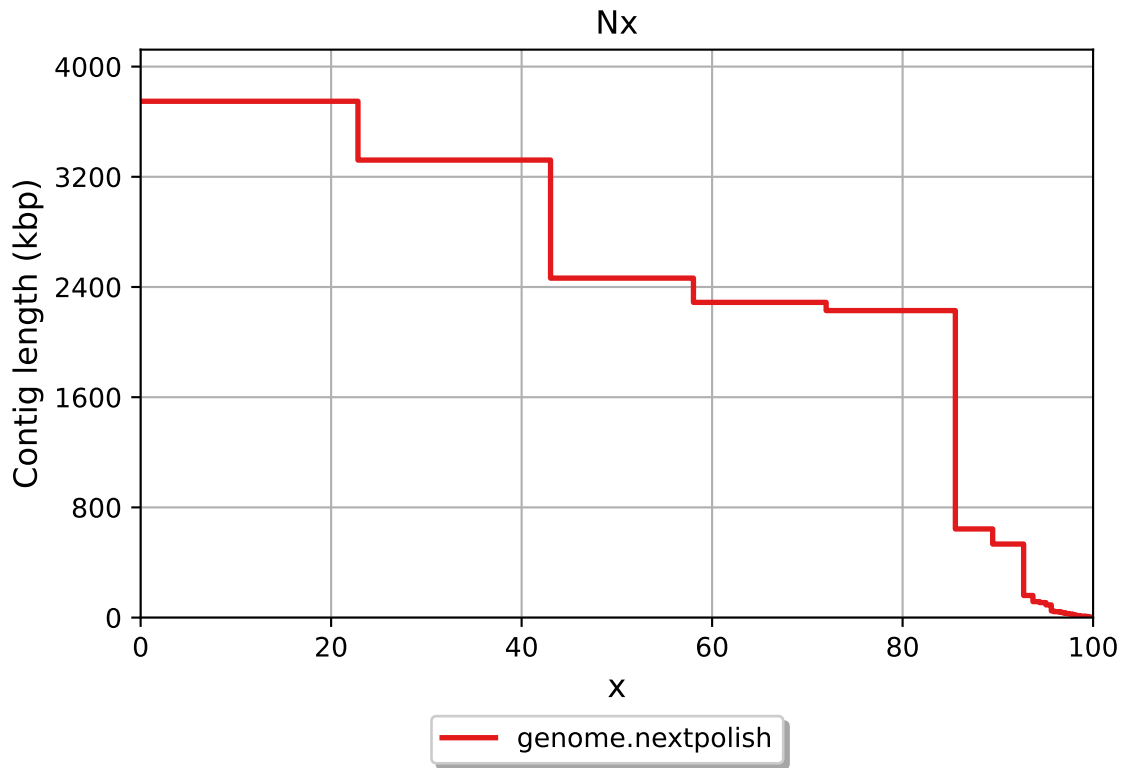


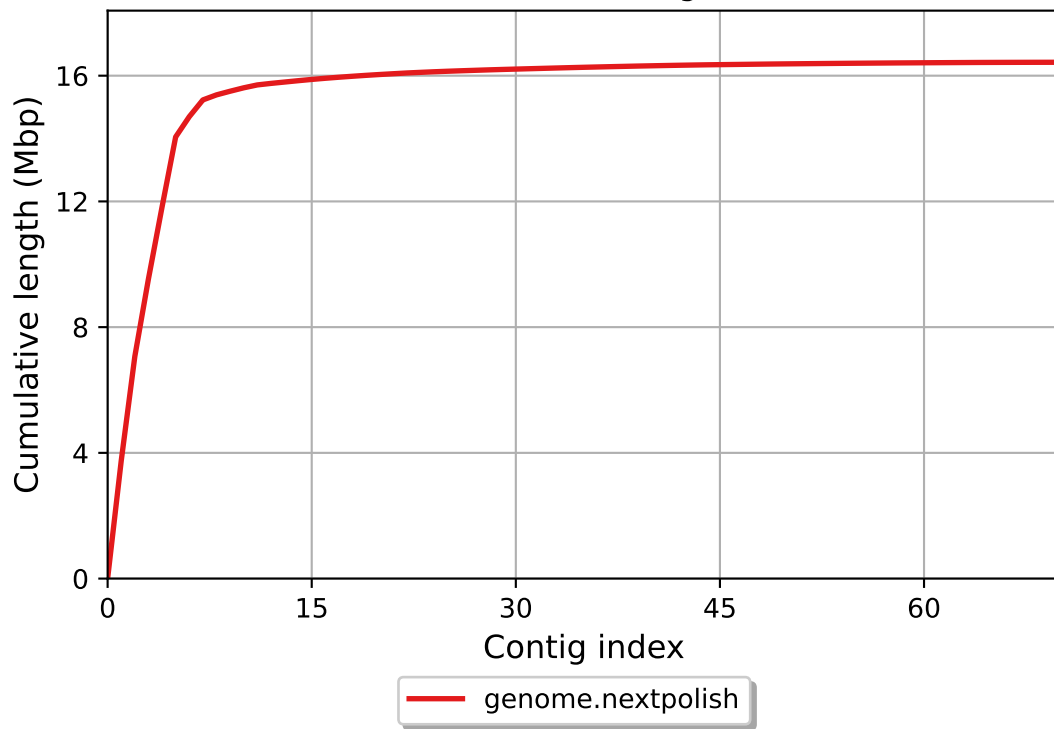
Report

| | genome.nextpolish |
|----------------------------|-------------------|
| # contigs (>= 0 bp) | 70 |
| # contigs (>= 1000 bp) | 68 |
| # contigs (>= 5000 bp) | 48 |
| # contigs (>= 10000 bp) | 37 |
| # contigs (>= 25000 bp) | 20 |
| # contigs (>= 50000 bp) | 11 |
| Total length (>= 0 bp) | 16426903 |
| Total length (>= 1000 bp) | 16425632 |
| Total length (>= 5000 bp) | 16367171 |
| Total length (>= 10000 bp) | 16287400 |
| Total length (>= 25000 bp) | 16037796 |
| Total length (>= 50000 bp) | 15706189 |
| # contigs | 70 |
| Largest contig | 3748352 |
| Total length | 16426903 |
| GC (%) | 45.95 |
| N50 | 2464446 |
| N90 | 533885 |
| auN | 2565066.8 |
| L50 | 3 |
| L90 | 7 |
| # N's per 100 kbp | 0.00 |
| Complete BUSCO (%) | 0.00 |
| Partial BUSCO (%) | 0.00 |
| # predicted rRNA genes | 45 + 1 part |

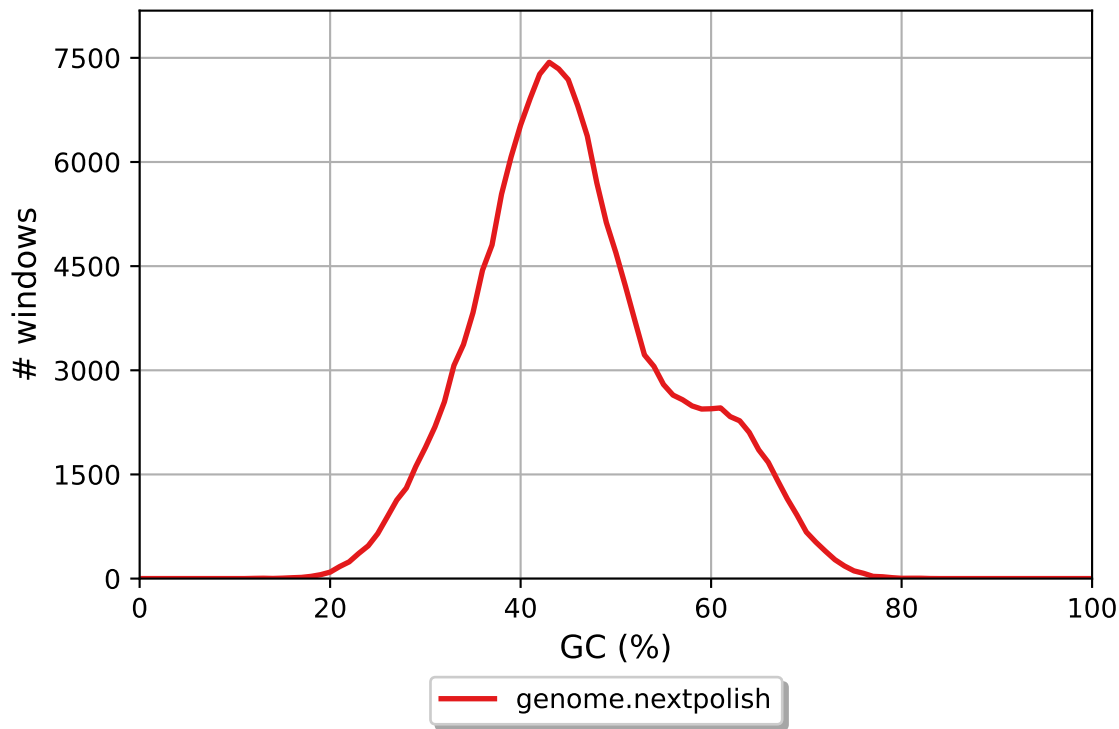
All statistics are based on contigs of size >= 500 bp, unless otherwise noted (e.g., "# contigs (>= 0 bp)" and "Total length (>= 0 bp)" include all contigs).



Cumulative length



GC content



genome.nextpolish GC content

