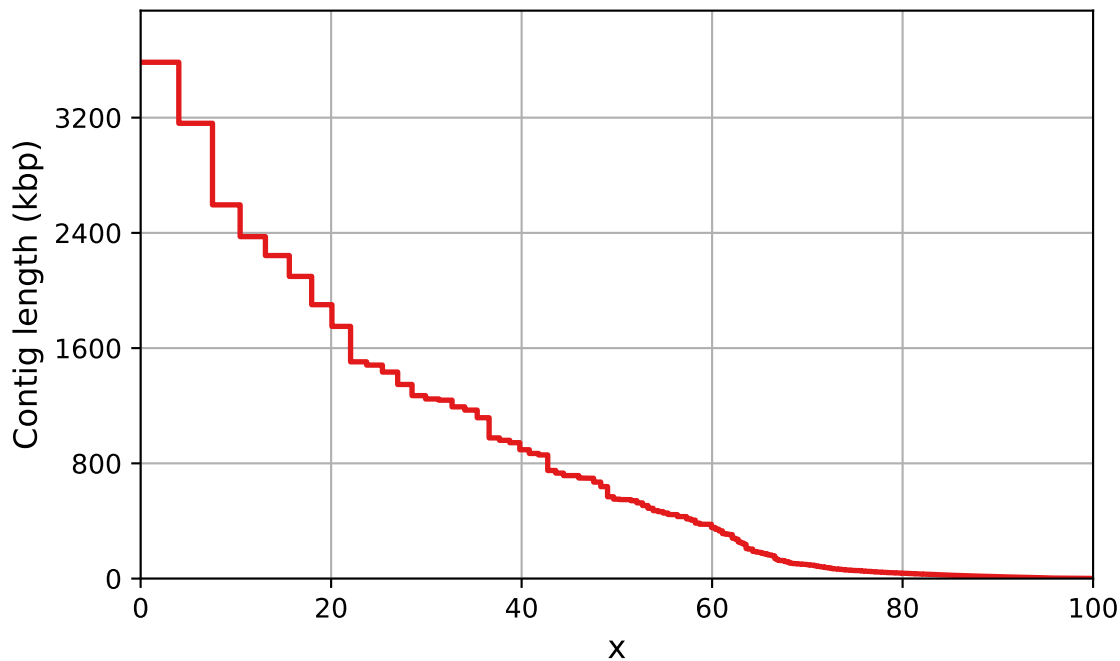


Report

| | genome.nextpolish |
|----------------------------|-------------------|
| # contigs (>= 0 bp) | 3120 |
| # contigs (>= 1000 bp) | 2870 |
| # contigs (>= 5000 bp) | 1196 |
| # contigs (>= 10000 bp) | 815 |
| # contigs (>= 25000 bp) | 399 |
| # contigs (>= 50000 bp) | 192 |
| Total length (>= 0 bp) | 89410282 |
| Total length (>= 1000 bp) | 89251024 |
| Total length (>= 5000 bp) | 84945798 |
| Total length (>= 10000 bp) | 82144990 |
| Total length (>= 25000 bp) | 75558649 |
| Total length (>= 50000 bp) | 68288684 |
| # contigs | 3095 |
| Largest contig | 3584454 |
| Total length | 89401041 |
| GC (%) | 50.40 |
| N50 | 551429 |
| N90 | 13292 |
| auN | 946584.4 |
| L50 | 34 |
| L90 | 671 |
| # N's per 100 kbp | 0.00 |
| Complete BUSCO (%) | 0.00 |
| Partial BUSCO (%) | 0.00 |
| # predicted rRNA genes | 181 + 12 part |

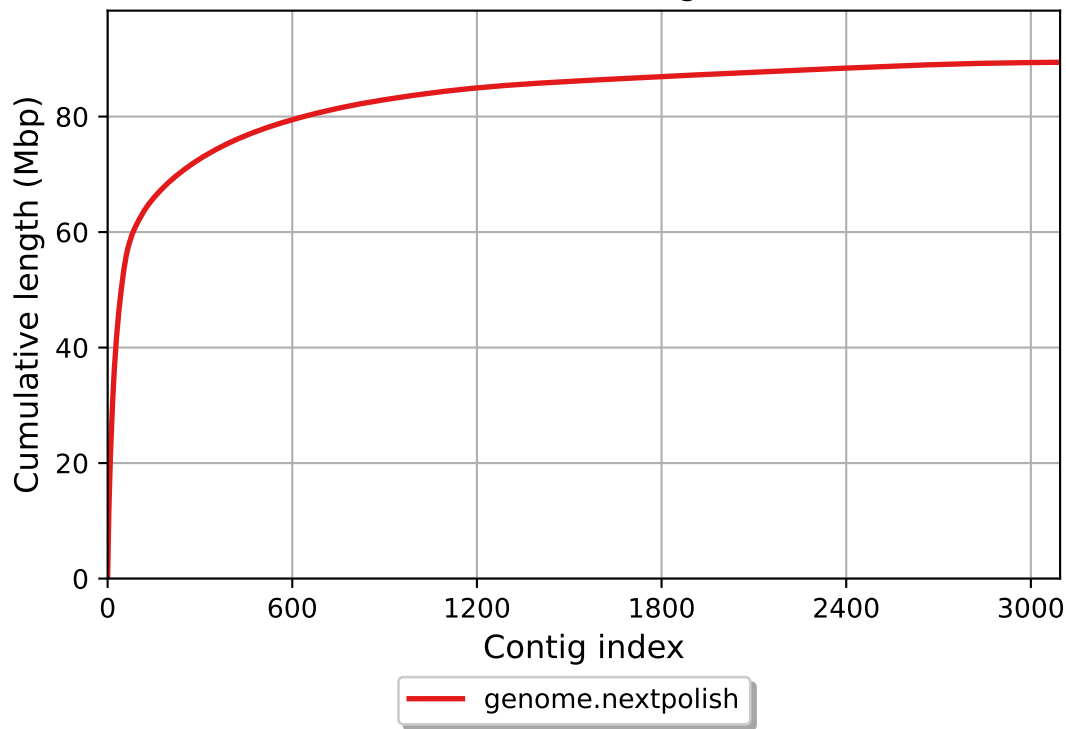
All statistics are based on contigs of size >= 500 bp, unless otherwise noted (e.g., "# contigs (>= 0 bp)" and "Total length (>= 0 bp)" include all contigs).

Nx

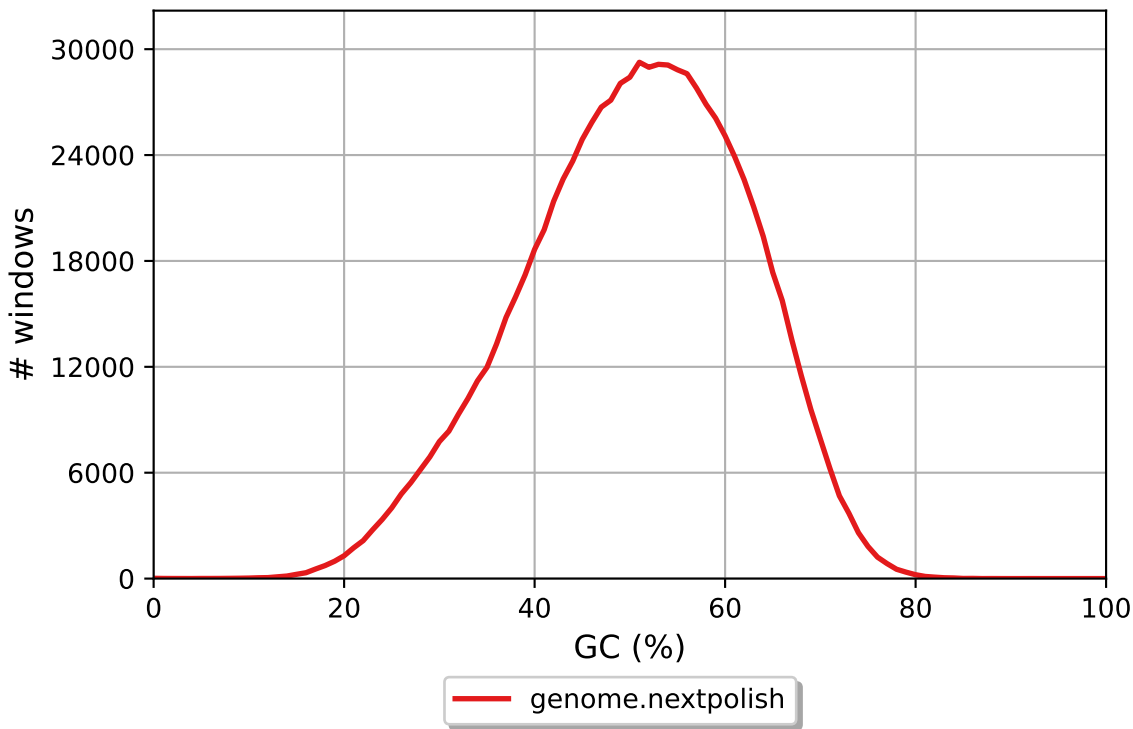


— genome.nextpolish

Cumulative length



GC content



genome.nextpolish GC content

