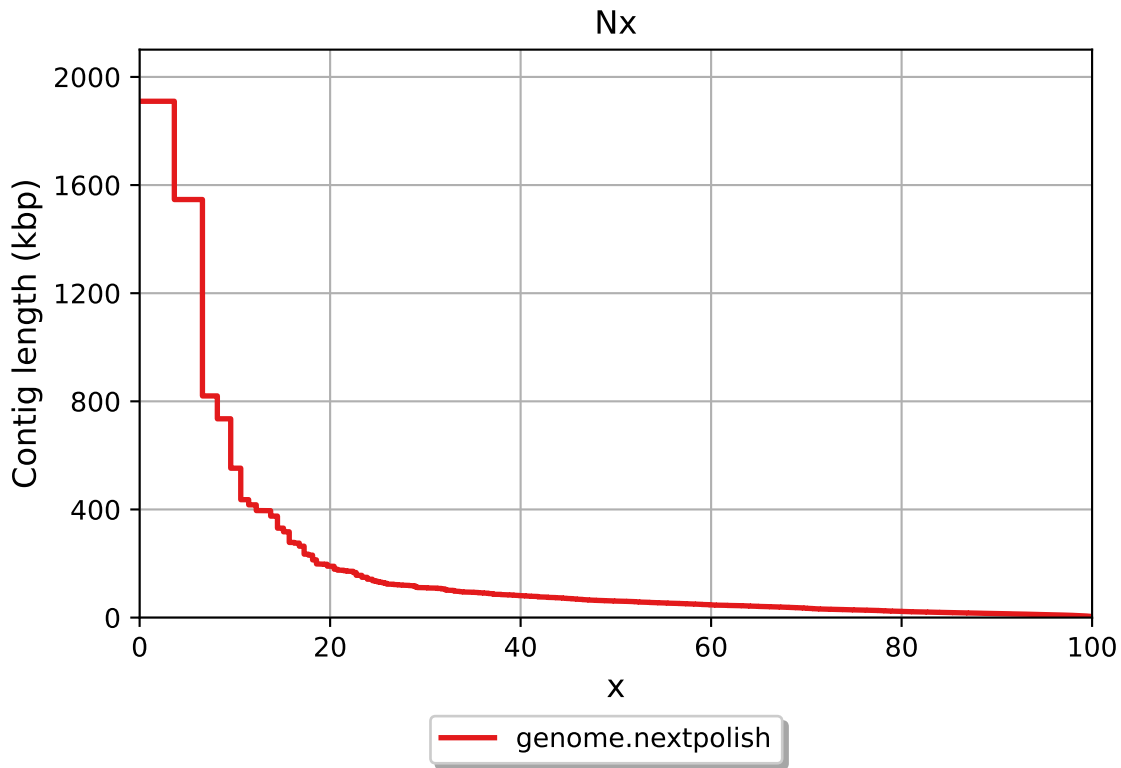


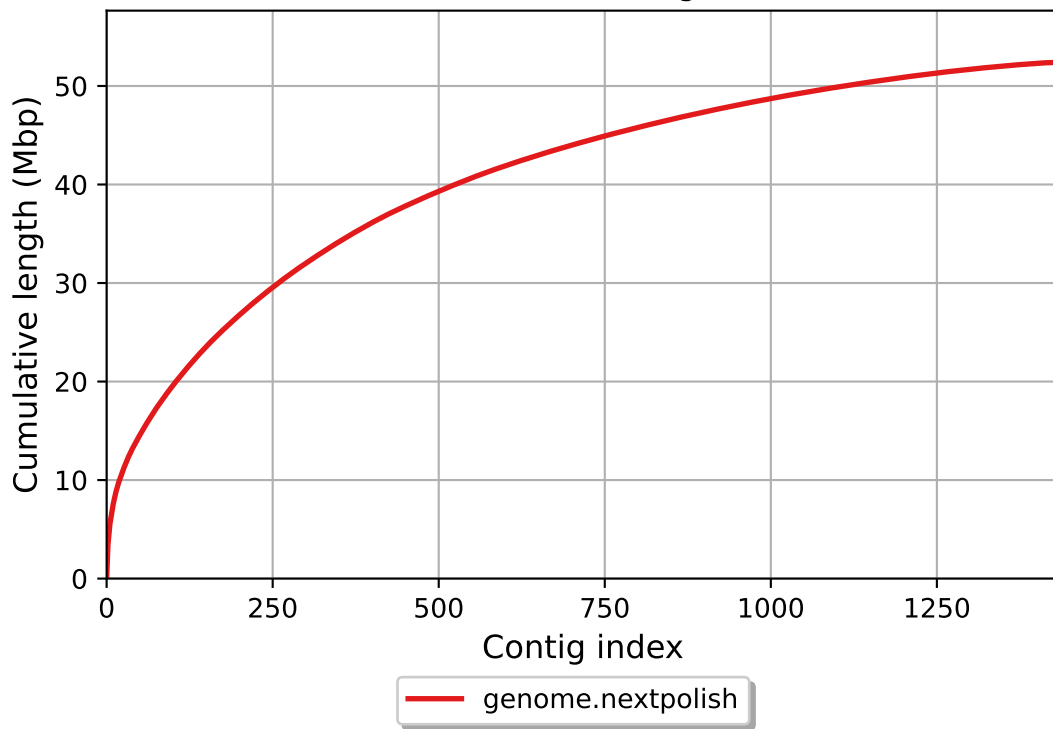
Report

| | genome.nextpolish |
|----------------------------|-------------------|
| # contigs (>= 0 bp) | 1434 |
| # contigs (>= 1000 bp) | 1430 |
| # contigs (>= 5000 bp) | 1393 |
| # contigs (>= 10000 bp) | 1146 |
| # contigs (>= 25000 bp) | 565 |
| # contigs (>= 50000 bp) | 269 |
| Total length (>= 0 bp) | 52407149 |
| Total length (>= 1000 bp) | 52404553 |
| Total length (>= 5000 bp) | 52264153 |
| Total length (>= 10000 bp) | 50368421 |
| Total length (>= 25000 bp) | 41063053 |
| Total length (>= 50000 bp) | 30536602 |
| # contigs | 1434 |
| Largest contig | 1909997 |
| Total length | 52407149 |
| GC (%) | 49.64 |
| N50 | 61073 |
| N90 | 14858 |
| auN | 219848.1 |
| L50 | 191 |
| L90 | 887 |
| # N's per 100 kbp | 0.00 |
| Complete BUSCO (%) | 0.00 |
| Partial BUSCO (%) | 0.00 |
| # predicted rRNA genes | 135 + 12 part |

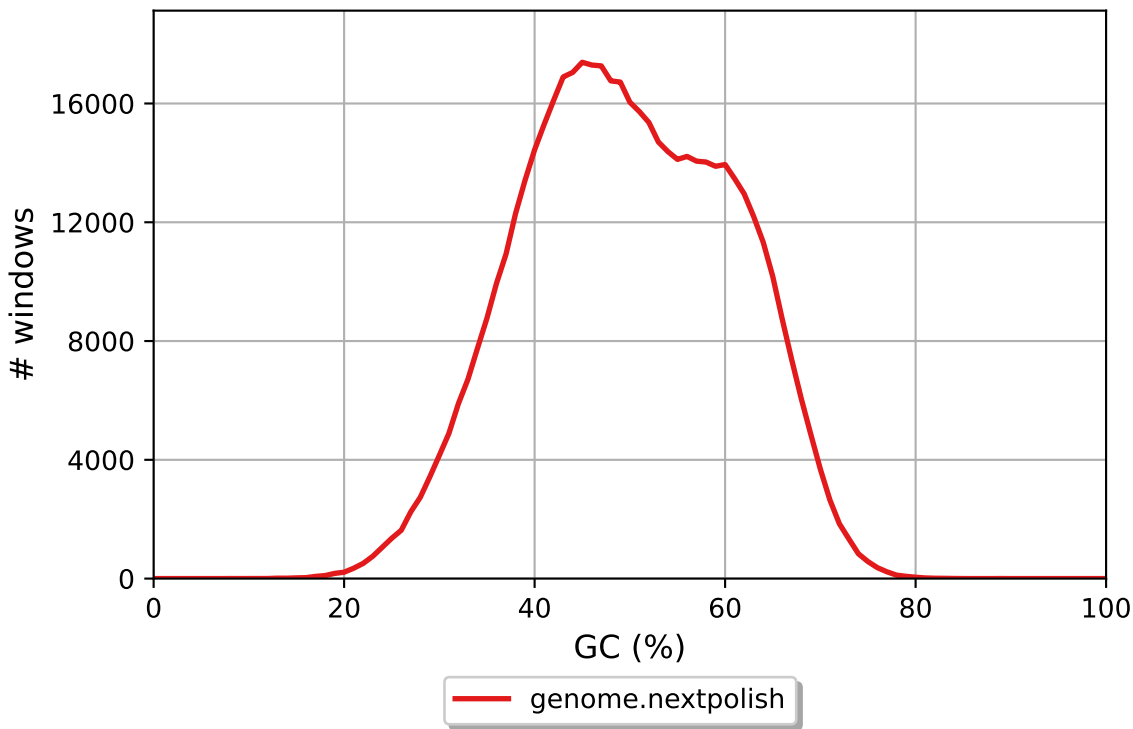
All statistics are based on contigs of size >= 500 bp, unless otherwise noted (e.g., "# contigs (>= 0 bp)" and "Total length (>= 0 bp)" include all contigs).



Cumulative length



GC content



genome.nextpolish GC content

