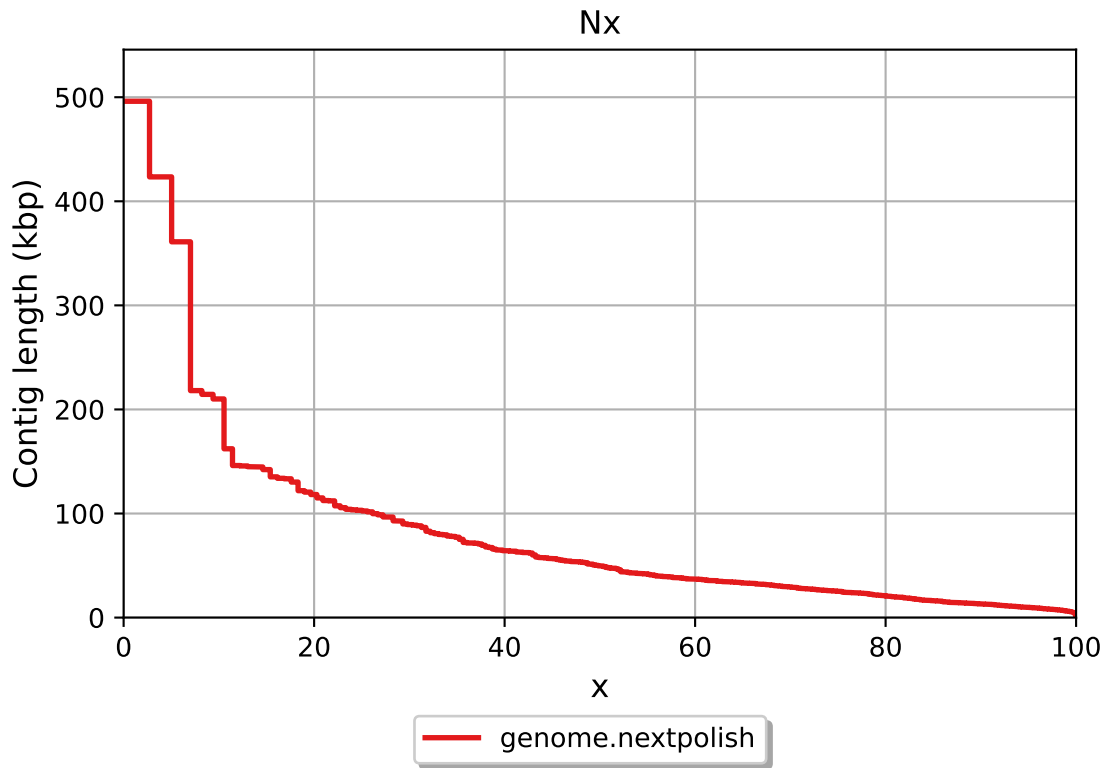


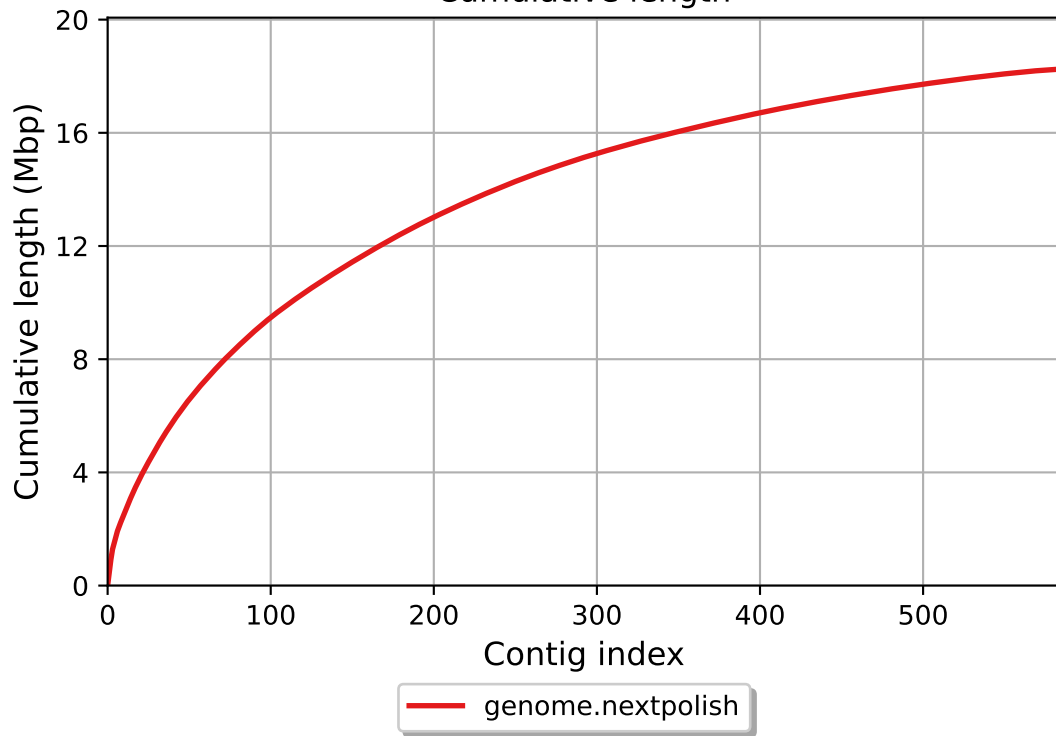
Report

| | genome.nextpolish |
|----------------------------|-------------------|
| # contigs (>= 0 bp) | 584 |
| # contigs (>= 1000 bp) | 584 |
| # contigs (>= 5000 bp) | 569 |
| # contigs (>= 10000 bp) | 450 |
| # contigs (>= 25000 bp) | 228 |
| # contigs (>= 50000 bp) | 92 |
| Total length (>= 0 bp) | 18245693 |
| Total length (>= 1000 bp) | 18245693 |
| Total length (>= 5000 bp) | 18191193 |
| Total length (>= 10000 bp) | 17259735 |
| Total length (>= 25000 bp) | 13757928 |
| Total length (>= 50000 bp) | 9090386 |
| # contigs | 584 |
| Largest contig | 496103 |
| Total length | 18245693 |
| GC (%) | 48.81 |
| N50 | 49761 |
| N90 | 13093 |
| auN | 87385.2 |
| L50 | 93 |
| L90 | 378 |
| # N's per 100 kbp | 0.00 |
| Complete BUSCO (%) | 0.00 |
| Partial BUSCO (%) | 0.00 |
| # predicted rRNA genes | 57 + 6 part |

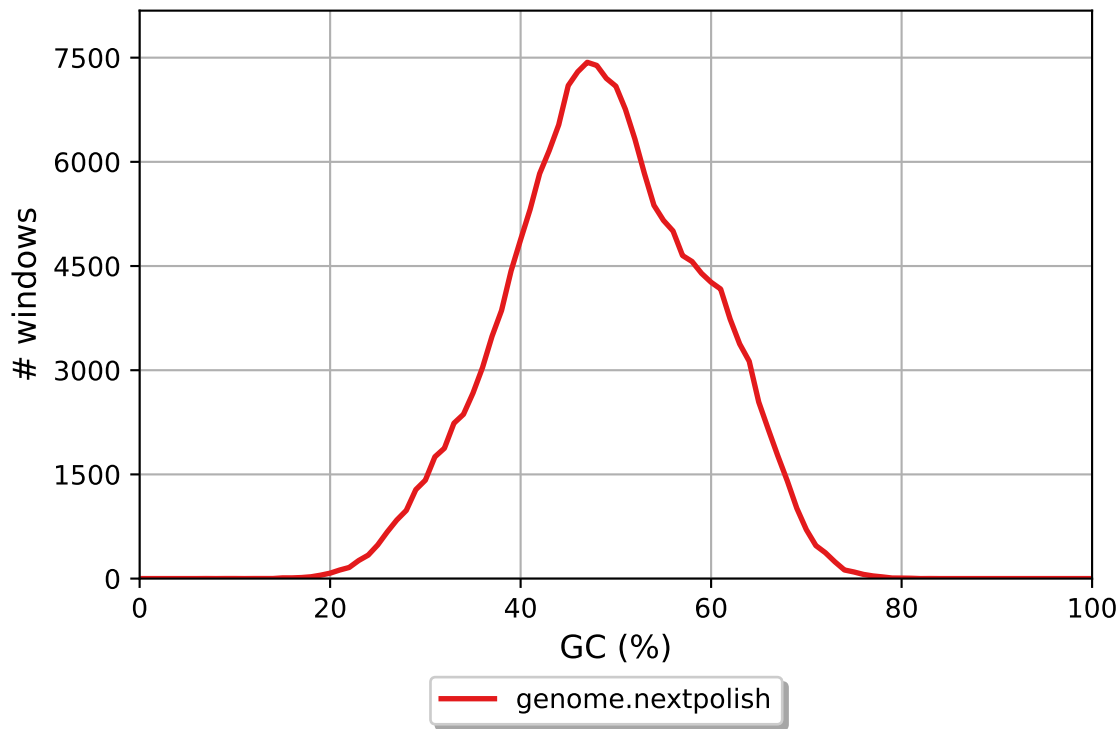
All statistics are based on contigs of size >= 500 bp, unless otherwise noted (e.g., "# contigs (>= 0 bp)" and "Total length (>= 0 bp)" include all contigs).



Cumulative length



GC content



genome.nextpolish GC content

