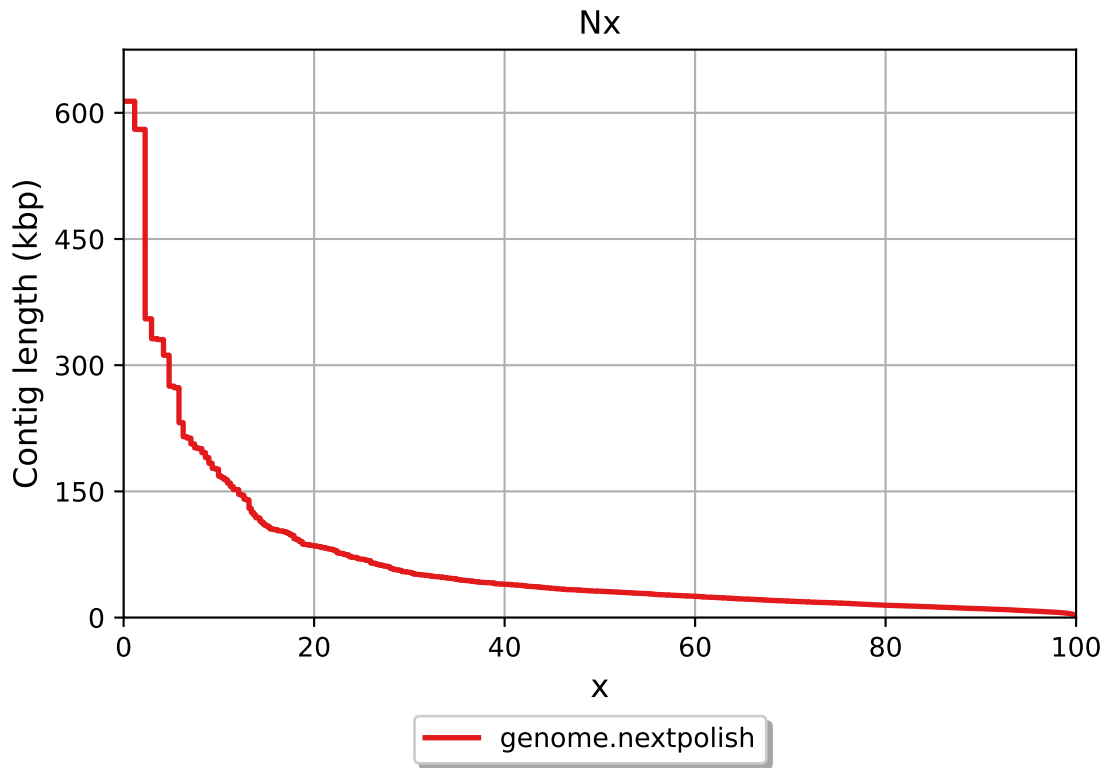


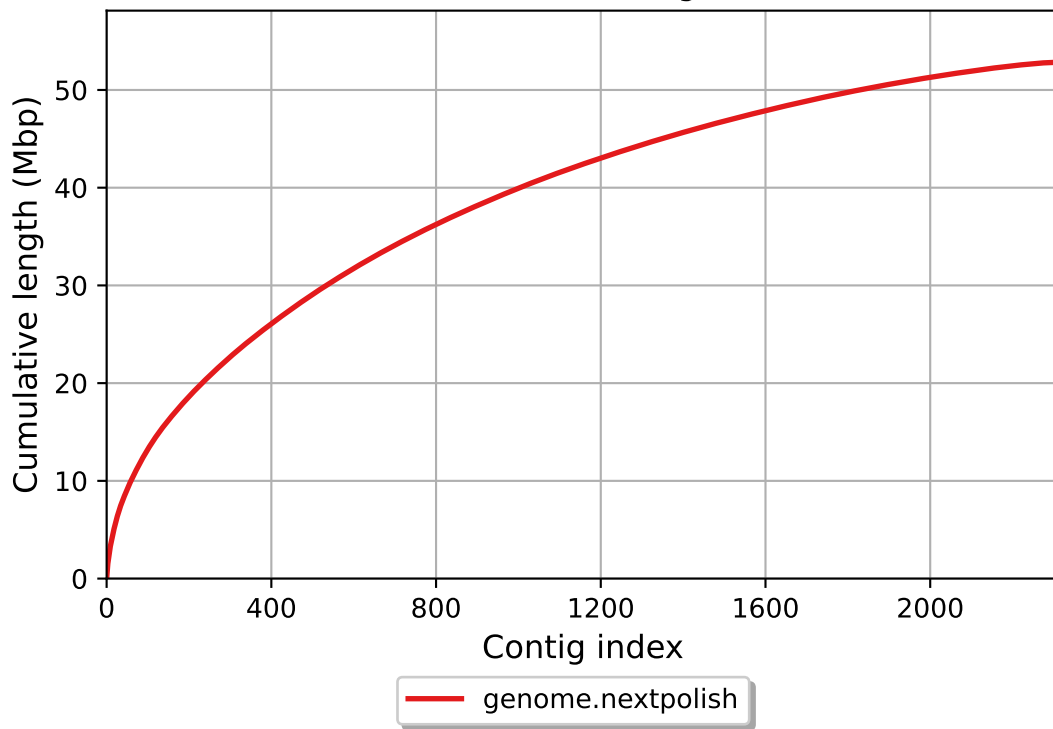
# Report

|                            | genome.nextpolish |
|----------------------------|-------------------|
| # contigs (>= 0 bp)        | 2313              |
| # contigs (>= 1000 bp)     | 2302              |
| # contigs (>= 5000 bp)     | 2179              |
| # contigs (>= 10000 bp)    | 1634              |
| # contigs (>= 25000 bp)    | 607               |
| # contigs (>= 50000 bp)    | 164               |
| Total length (>= 0 bp)     | 52834326          |
| Total length (>= 1000 bp)  | 52826062          |
| Total length (>= 5000 bp)  | 52371337          |
| Total length (>= 10000 bp) | 48225812          |
| Total length (>= 25000 bp) | 31915192          |
| Total length (>= 50000 bp) | 16916605          |
| # contigs                  | 2313              |
| Largest contig             | 613714            |
| Total length               | 52834326          |
| GC (%)                     | 46.98             |
| N50                        | 31350             |
| N90                        | 10565             |
| auN                        | 68869.8           |
| L50                        | 411               |
| L90                        | 1569              |
| # N's per 100 kbp          | 0.00              |
| Complete BUSCO (%)         | 0.00              |
| Partial BUSCO (%)          | 0.00              |
| # predicted rRNA genes     | 122 + 18 part     |

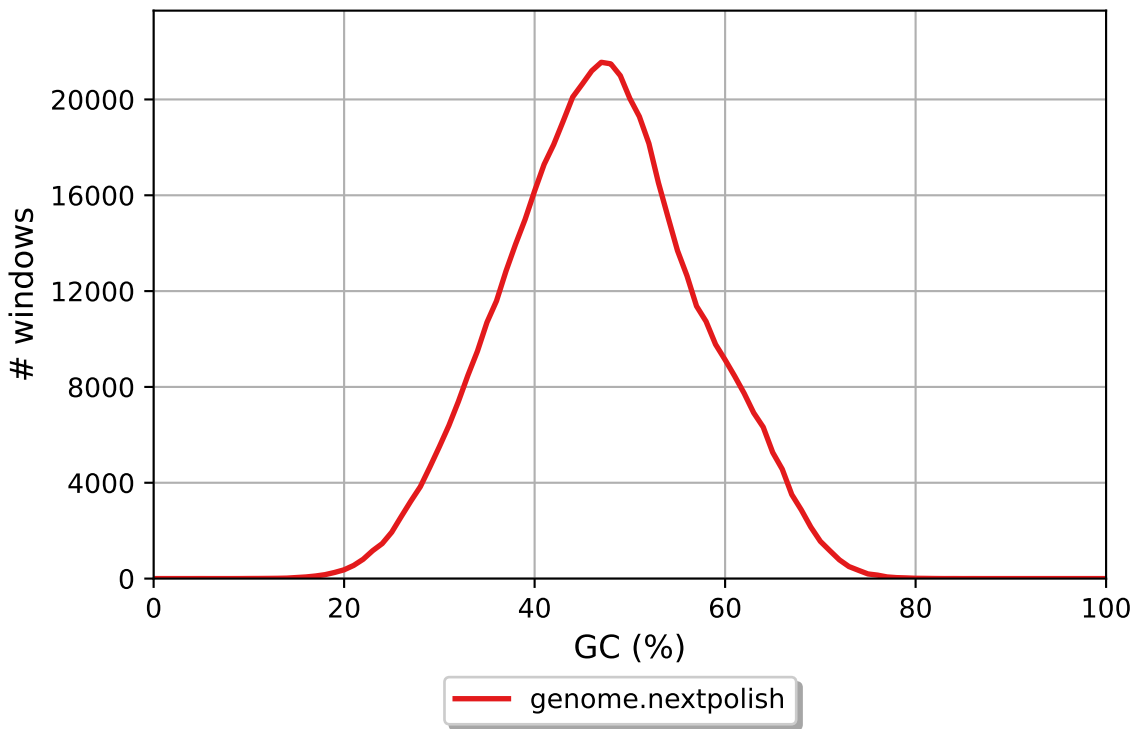
All statistics are based on contigs of size >= 500 bp, unless otherwise noted (e.g., "# contigs (>= 0 bp)" and "Total length (>= 0 bp)" include all contigs).



Cumulative length



GC content



genome.nextpolish GC content

