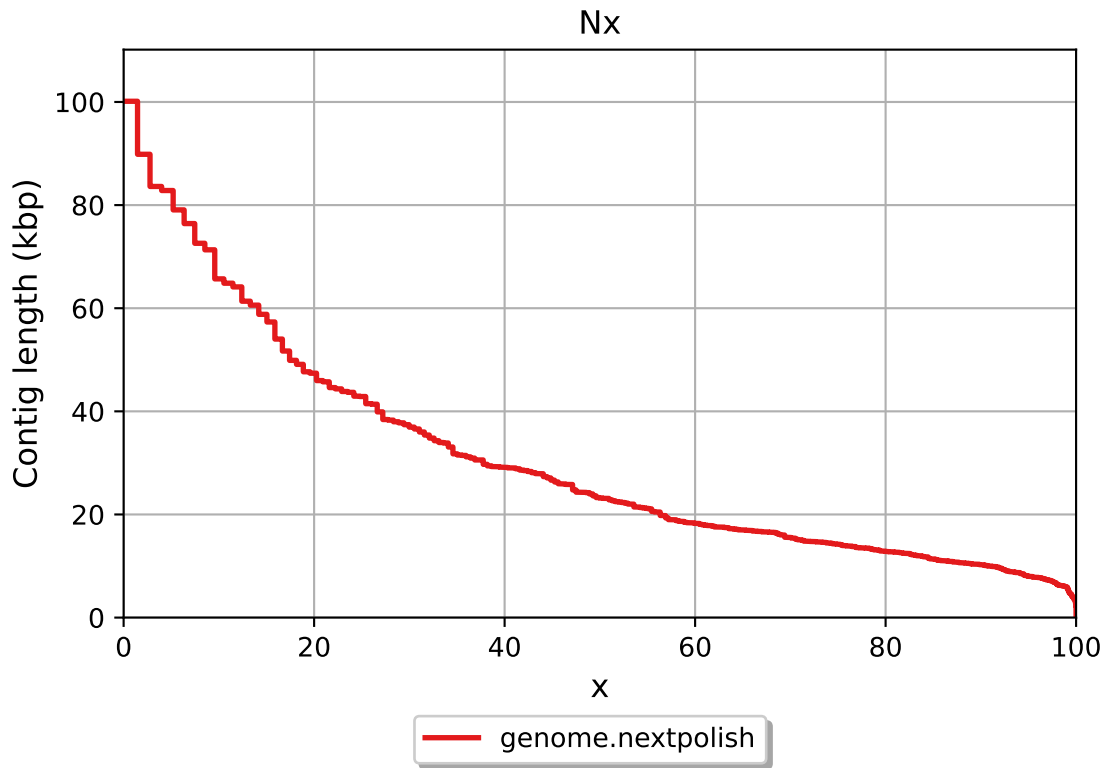
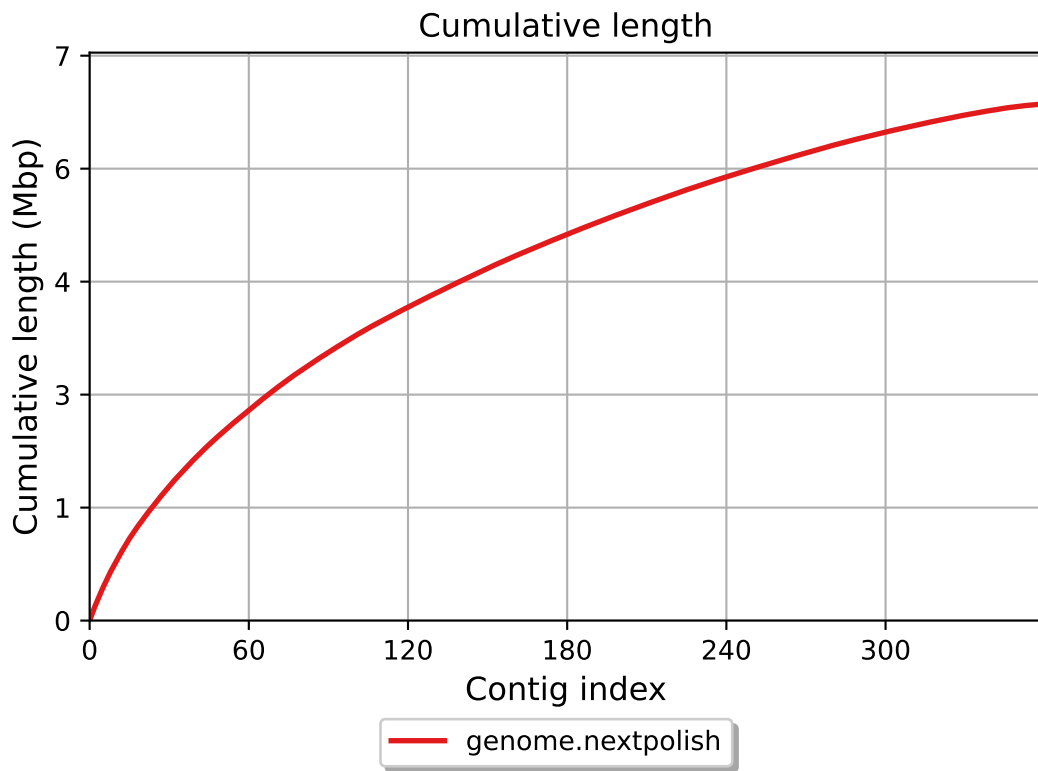


Report

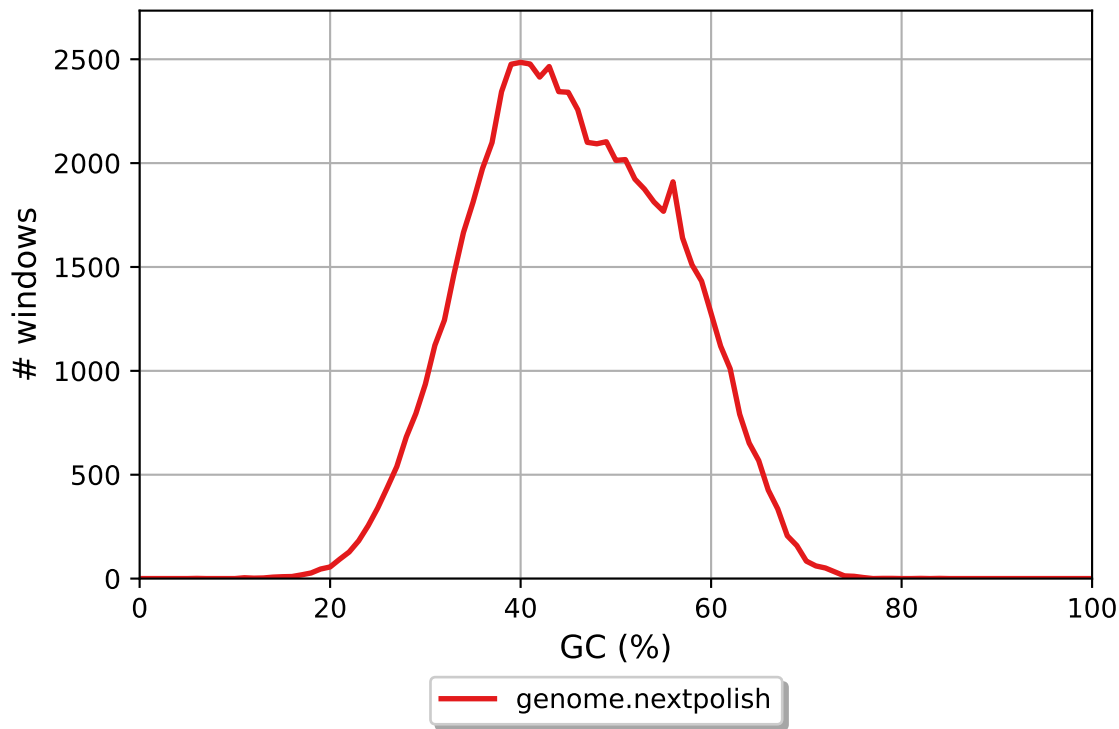
| | genome.nextpolish |
|----------------------------|-------------------|
| # contigs (>= 0 bp) | 359 |
| # contigs (>= 1000 bp) | 358 |
| # contigs (>= 5000 bp) | 345 |
| # contigs (>= 10000 bp) | 271 |
| # contigs (>= 25000 bp) | 76 |
| # contigs (>= 50000 bp) | 17 |
| Total length (>= 0 bp) | 6854880 |
| Total length (>= 1000 bp) | 6854293 |
| Total length (>= 5000 bp) | 6803855 |
| Total length (>= 10000 bp) | 6219272 |
| Total length (>= 25000 bp) | 3231110 |
| Total length (>= 50000 bp) | 1194322 |
| # contigs | 359 |
| Largest contig | 100136 |
| Total length | 6854880 |
| GC (%) | 45.57 |
| N50 | 23193 |
| N90 | 10261 |
| auN | 31172.1 |
| L50 | 85 |
| L90 | 267 |
| # N's per 100 kbp | 0.00 |
| Complete BUSCO (%) | 0.00 |
| Partial BUSCO (%) | 0.00 |
| # predicted rRNA genes | 22 + 6 part |

All statistics are based on contigs of size >= 500 bp, unless otherwise noted (e.g., "# contigs (>= 0 bp)" and "Total length (>= 0 bp)" include all contigs).





GC content



genome.nextpolish GC content

