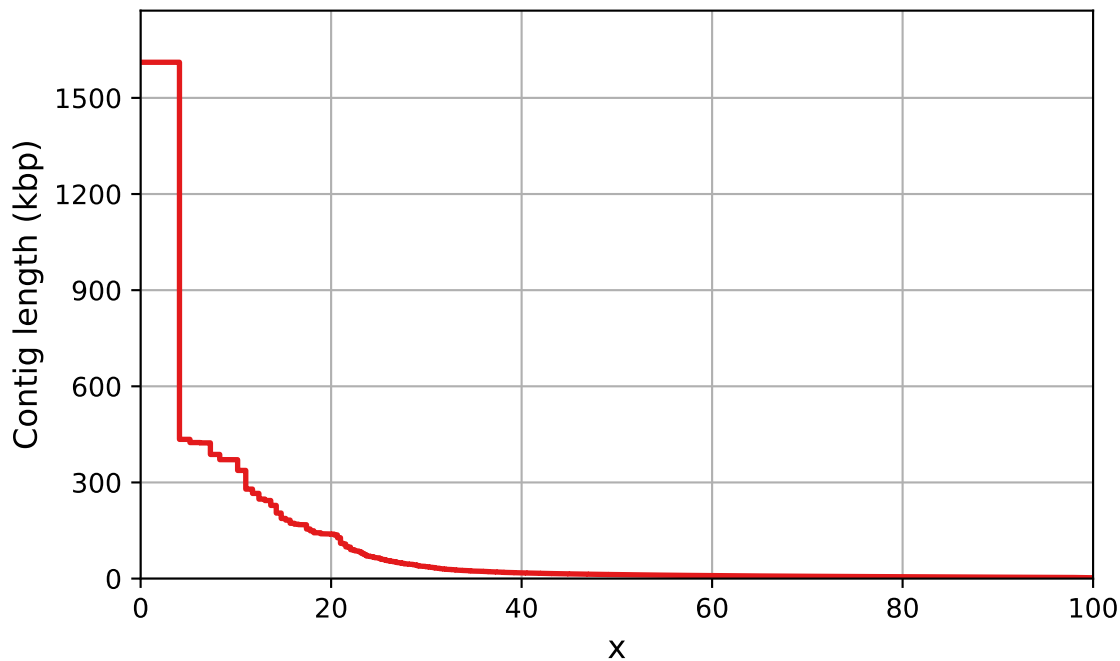


Report

| | genome.nextpolish |
|----------------------------|-------------------|
| # contigs (>= 0 bp) | 3839 |
| # contigs (>= 1000 bp) | 3824 |
| # contigs (>= 5000 bp) | 2430 |
| # contigs (>= 10000 bp) | 786 |
| # contigs (>= 25000 bp) | 148 |
| # contigs (>= 50000 bp) | 64 |
| Total length (>= 0 bp) | 39502873 |
| Total length (>= 1000 bp) | 39493920 |
| Total length (>= 5000 bp) | 33926045 |
| Total length (>= 10000 bp) | 22636638 |
| Total length (>= 25000 bp) | 13532156 |
| Total length (>= 50000 bp) | 10688153 |
| # contigs | 3839 |
| Largest contig | 1611146 |
| Total length | 39502873 |
| GC (%) | 44.87 |
| N50 | 12400 |
| N90 | 4412 |
| auN | 125332.4 |
| L50 | 527 |
| L90 | 2776 |
| # N's per 100 kbp | 0.00 |
| Complete BUSCO (%) | 0.00 |
| Partial BUSCO (%) | 0.00 |
| # predicted rRNA genes | 67 + 5 part |

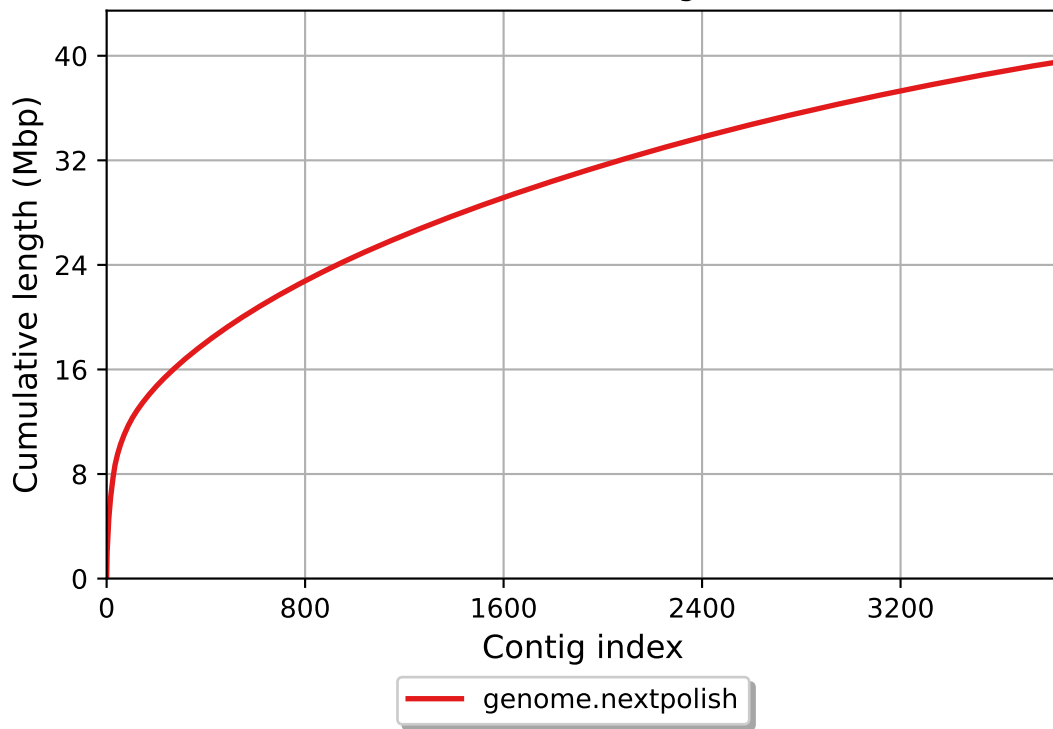
All statistics are based on contigs of size >= 500 bp, unless otherwise noted (e.g., "# contigs (>= 0 bp)" and "Total length (>= 0 bp)" include all contigs).

Nx

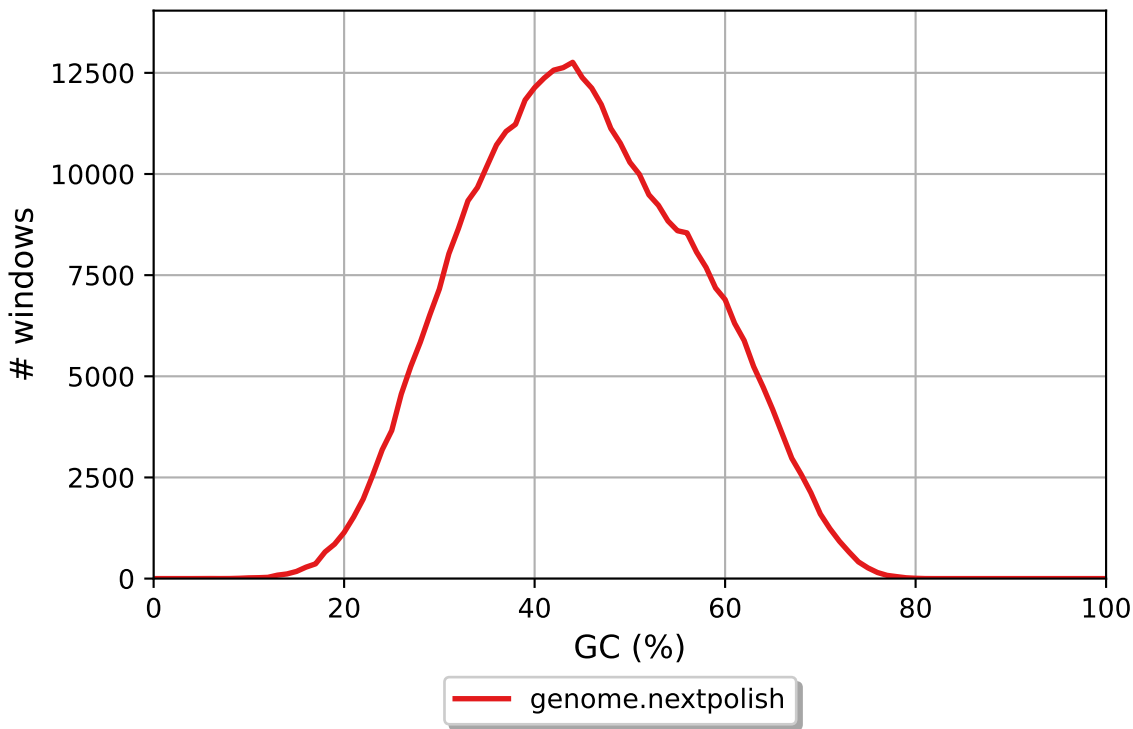


— genome.nextpolish

Cumulative length



GC content



genome.nextpolish GC content

