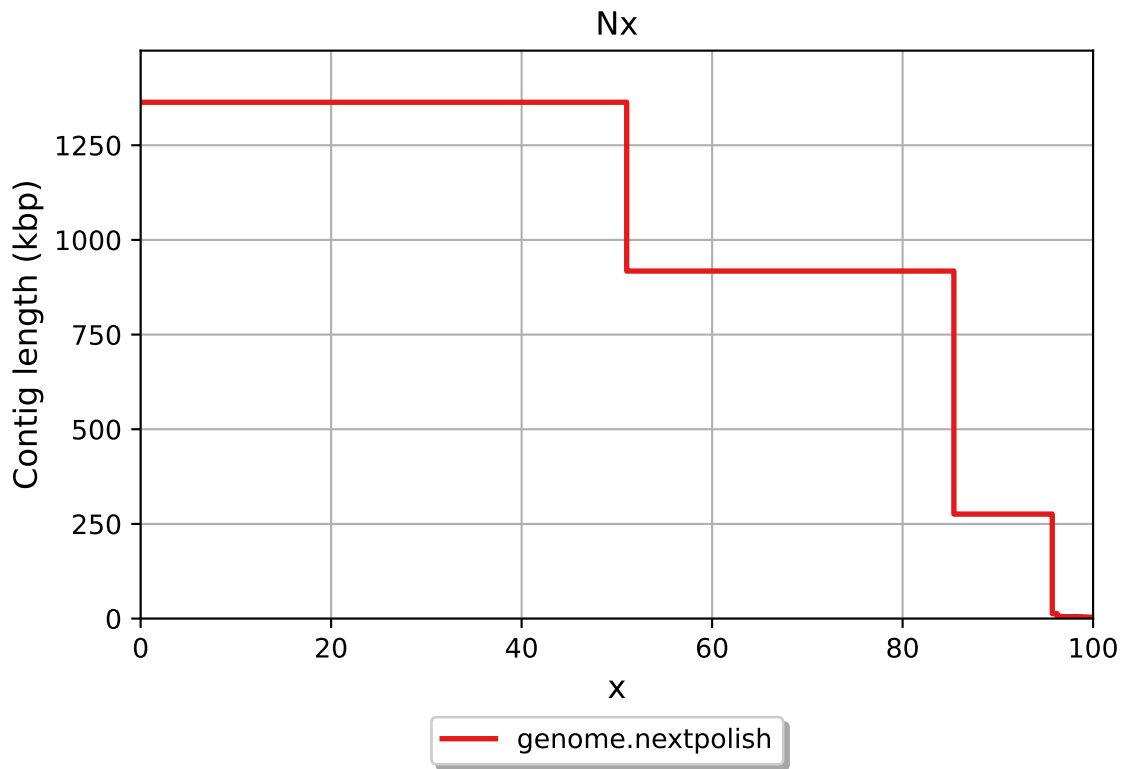
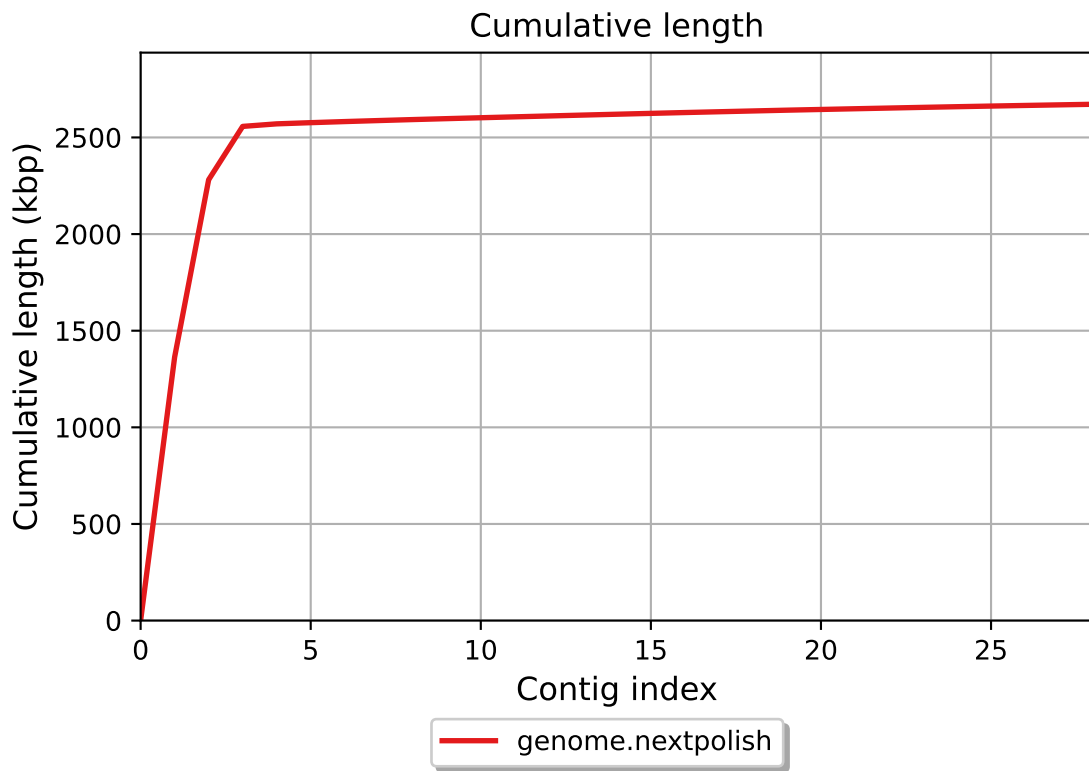


Report

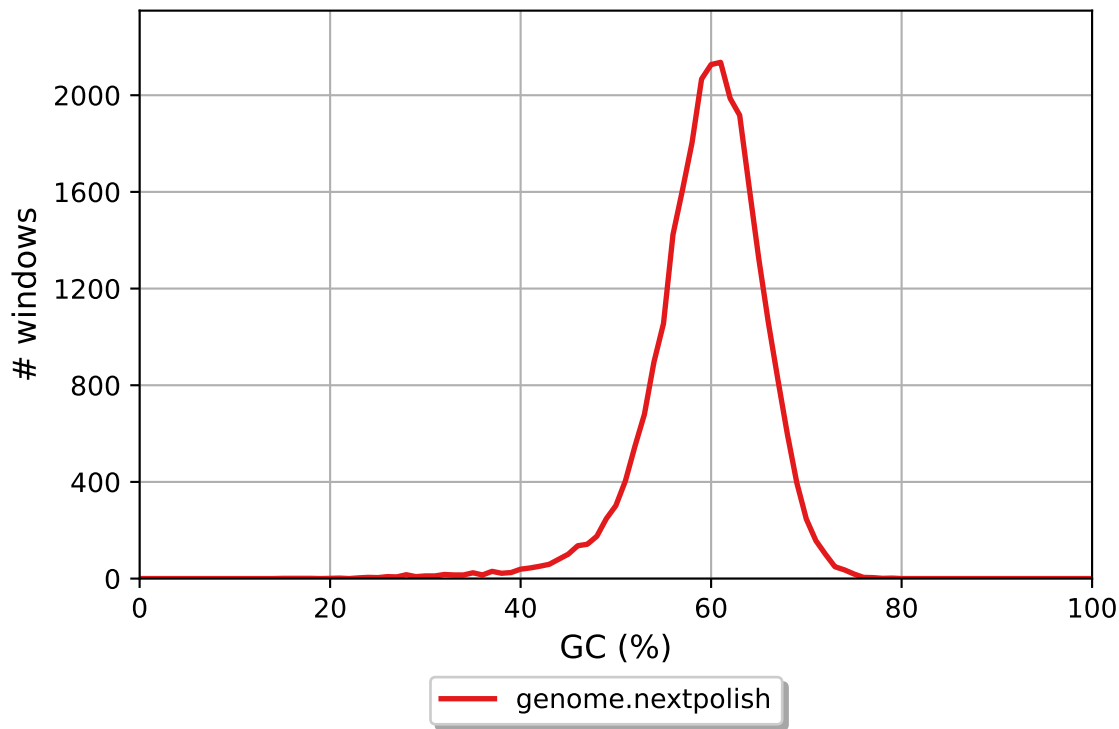
| | genome.nextpolish |
|----------------------------|-------------------|
| # contigs (>= 0 bp) | 28 |
| # contigs (>= 1000 bp) | 28 |
| # contigs (>= 5000 bp) | 8 |
| # contigs (>= 10000 bp) | 4 |
| # contigs (>= 25000 bp) | 3 |
| # contigs (>= 50000 bp) | 3 |
| Total length (>= 0 bp) | 2671701 |
| Total length (>= 1000 bp) | 2671701 |
| Total length (>= 5000 bp) | 2592516 |
| Total length (>= 10000 bp) | 2570368 |
| Total length (>= 25000 bp) | 2557176 |
| Total length (>= 50000 bp) | 2557176 |
| # contigs | 28 |
| Largest contig | 1363486 |
| Total length | 2671701 |
| GC (%) | 59.57 |
| N50 | 1363486 |
| N90 | 275941 |
| auN | 1039831.2 |
| L50 | 1 |
| L90 | 3 |
| # N's per 100 kbp | 0.00 |
| Complete BUSCO (%) | 0.00 |
| Partial BUSCO (%) | 0.00 |
| # predicted rRNA genes | 7 + 1 part |

All statistics are based on contigs of size >= 500 bp, unless otherwise noted (e.g., "# contigs (>= 0 bp)" and "Total length (>= 0 bp)" include all contigs).





GC content



genome.nextpolish GC content

